





44 Manchester Street, Mile End South

ESTIMATED GROSS LETTABLE AREA

	WORKSHOP 1:	246 sq.metres
	WORKSHOP 2:	67 sq.metres
	CLEAN WORKSHOP:	73 sq.metres
	WASH BAY:	69 sq.metres

TOTAL GROSS LA: 455 sq.metres

sb = switch board
 dist = distribution board
 fe = fire extinguisher
 fhr = fire hose reel
 hws = hot water service
 trans = transformer
 a/c = air conditioner

Site Area: 6,234 sq.metres*

*approximate only - not surveyed

Complies with the
 PCA Method of Measurement

